

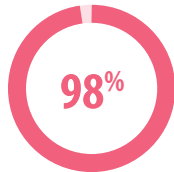


INPATIENT REHABILITATION MEDICINE

SATISFACTION:



Family Satisfaction



Child Satisfaction

GOALS:



Children Discharged
Back to Community



Goal Attainment

AVERAGE LENGTH OF STAY:



Brain injury



Burn & Wound Care



Spinal Cord
Injury



Orthopedic
Rehabilitation



Multiple Trauma
Rehabilitation

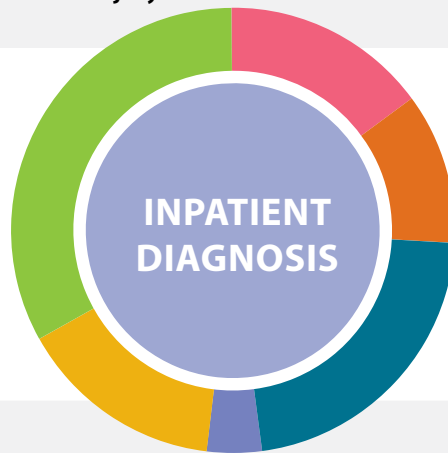


Other
Rehabilitation*

Brain Injury **33%**

Burn & Wound Care **15%**

Spinal Cord Injury **4%**

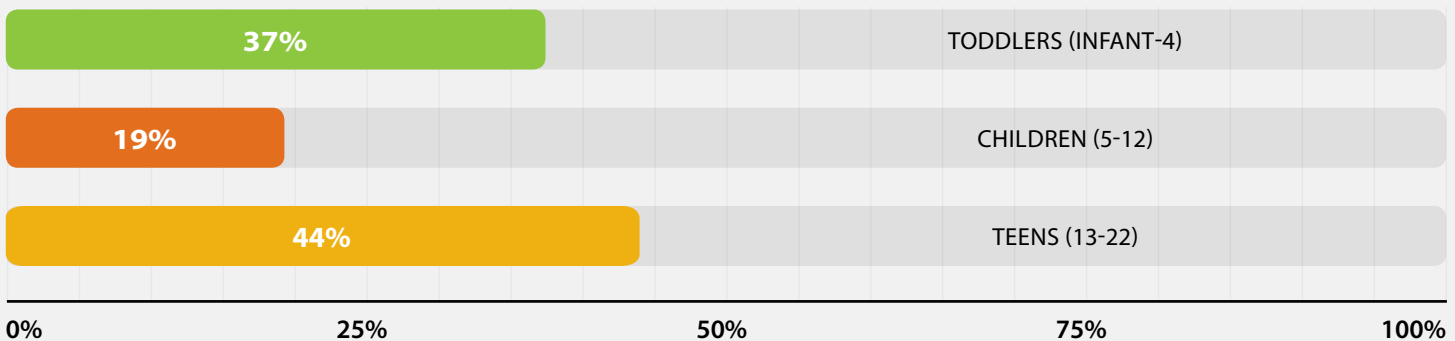


15% Orthopedic
Rehabilitation

11% Multiple Trauma
Rehabilitation

22% Other Rehabilitation*

ADMISSION AGES:



* Feeding, Cardiac & Post Surgical

AVERAGE TREATMENT HOURS PER DAY



Brain injury



Burn & Wound Care



Spinal Cord Injury



Orthopedic Rehabilitation

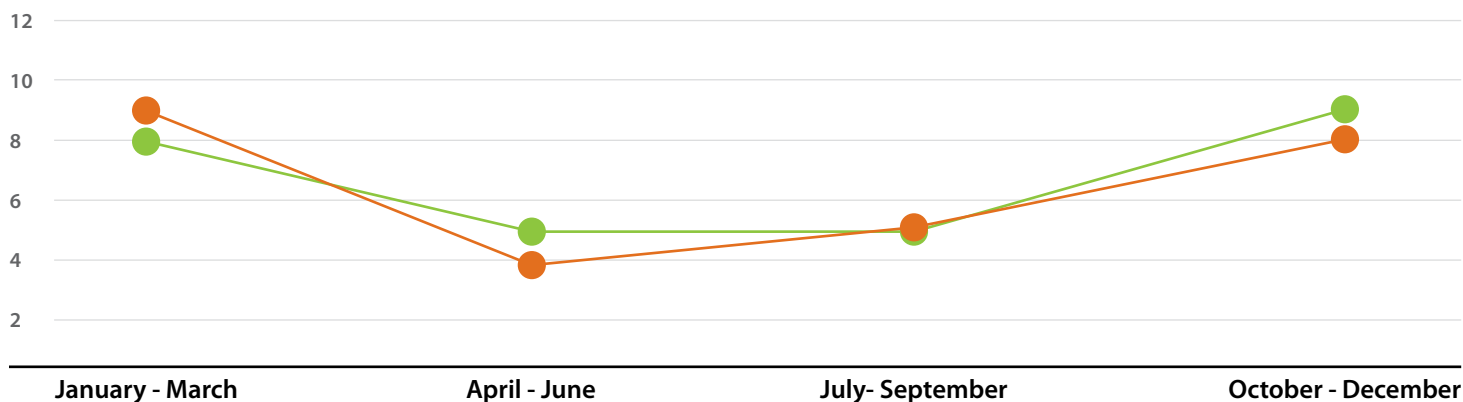


Multiple Trauma Rehabilitation



Other Rehabilitation*

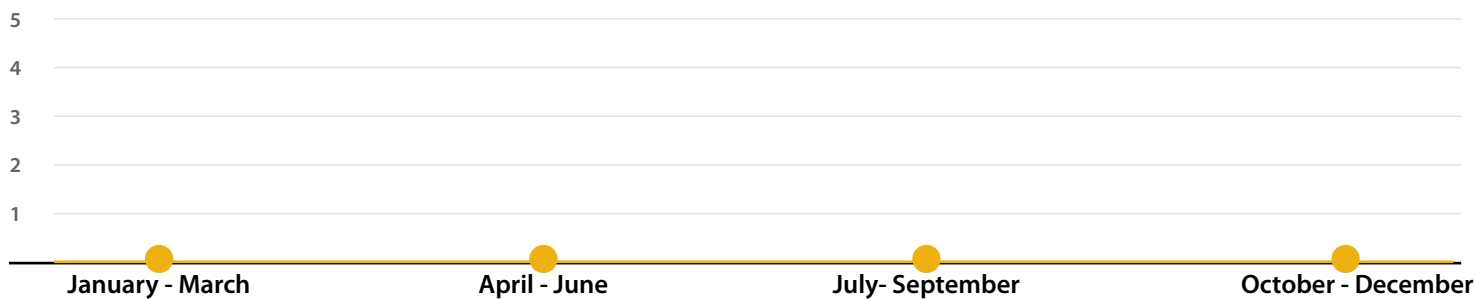
ADMISSION, DISCHARGES PER QUARTER



Number of Rehabilitation Admissions Per Quarter

Number of Rehabilitation Discharges Per Quarter

TRANSFERS PER QUARTER*



Unplanned Transfers to Acute Medical Facility Per Quarter

*There were zero unplanned transfers to acute medical facilities from January 2016 - December 2016

* Feeding, Cardiac & Post Surgical