

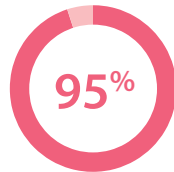


INPATIENT REHABILITATION MEDICINE

SATISFACTION:



Family Satisfaction

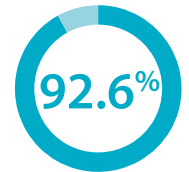


Child Satisfaction

GOALS:



Children Discharged Back to Community



Goal Attainment

AVERAGE LENGTH OF STAY:



Brain Injury



Burn & Wound Care



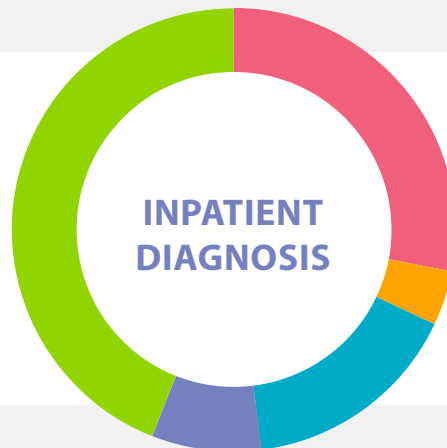
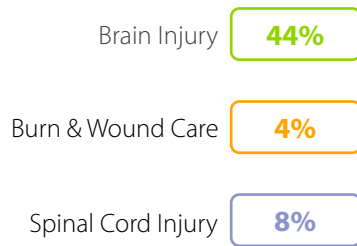
Spinal Cord Injury



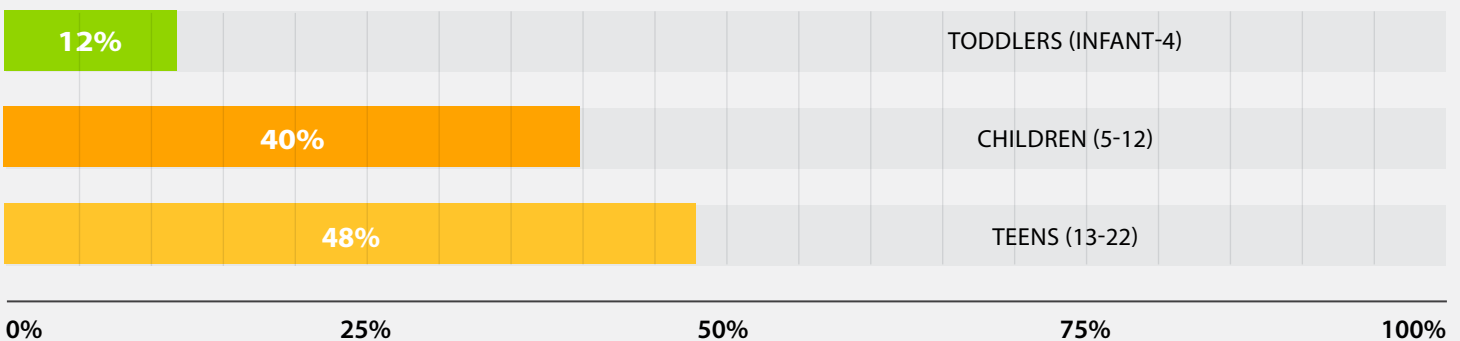
Orthopedic Rehabilitation



Other Rehabilitation*



ADMISSION AGES:



* Feeding, Cardiac & Post Surgical

AVERAGE TREATMENT HOURS PER DAY



Brain Injury



Burn & Wound Care



Spinal Cord Injury

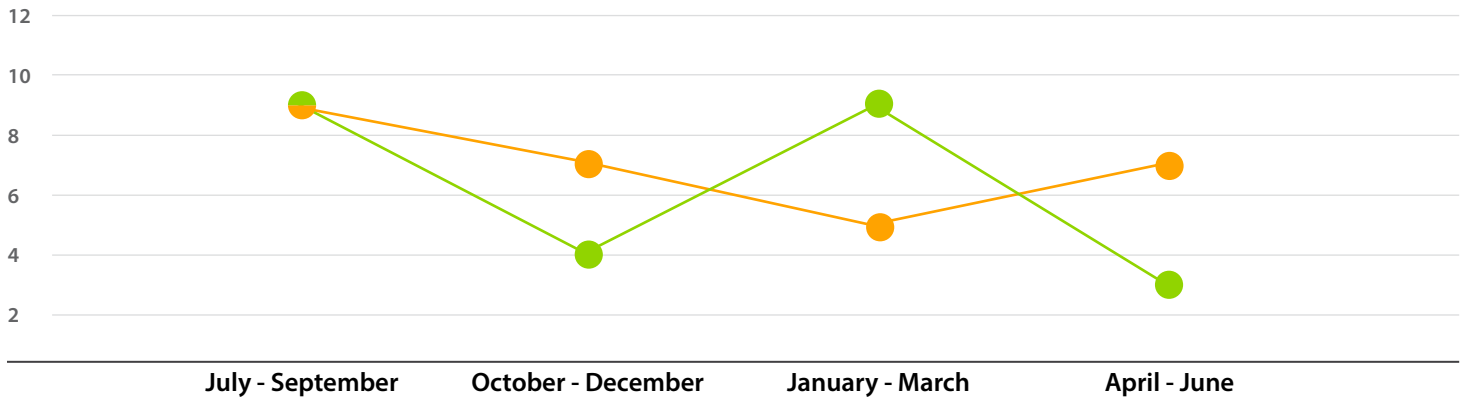


Orthopedic
Rehabilitation




Other
Rehabilitation*

ADMISSION, DISCHARGES PER QUARTER



- Number of Rehabilitation Admissions Per Quarter
- Number of Rehabilitation Discharges Per Quarter

TRANSFERS PER QUARTER



- Number of Unplanned Transfers to Acute Medical Facility Per Quarter

* Feeding, Cardiac & Post Surgical