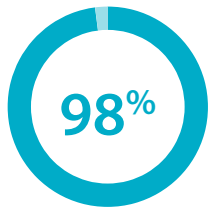


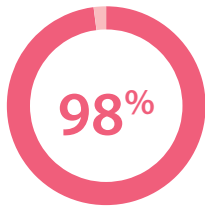


# COMPLEX CARE CLINIC

## SATISFACTION:




Family Satisfaction



Satisfaction with Care Coordination

## INDIVIDUALS SERVED:



95 Total Individuals Served

## VISITS:

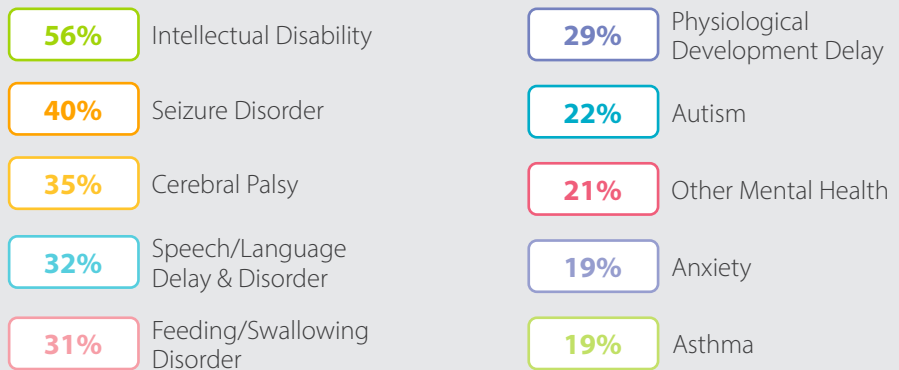
23% Age 18+



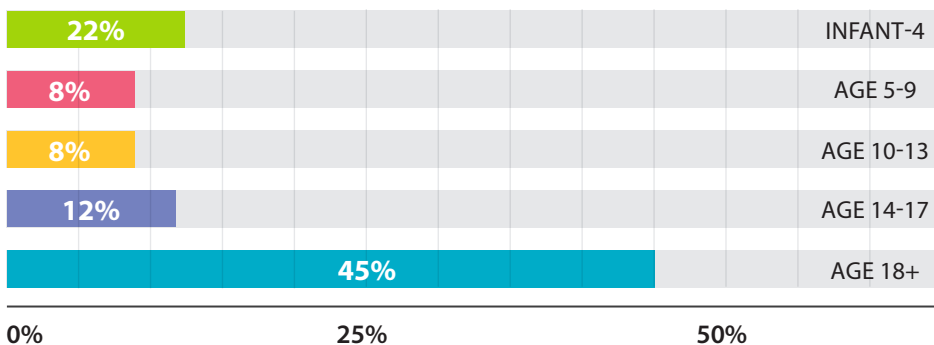
77% Under Age 18

## COMMON DIAGNOSES:

Percentage of individuals served who have the indicated diagnosis. Individuals may have multiple diagnoses.



## AGE OF INDIVIDUALS SERVED:



## SPECIALTY CLINICAL SERVICE VISITS:



Home Enteral Nutrition (HEN) Clinic Visits