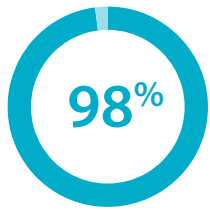


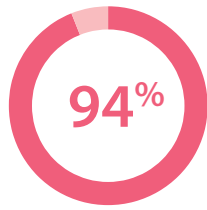


COMPLEX CARE CLINIC

SATISFACTION:




Family Satisfaction



Satisfaction with Care Coordination

INDIVIDUALS SERVED:



124 Total Individuals Served

VISITS:

40%
Age 18+



60%
Under Age 18

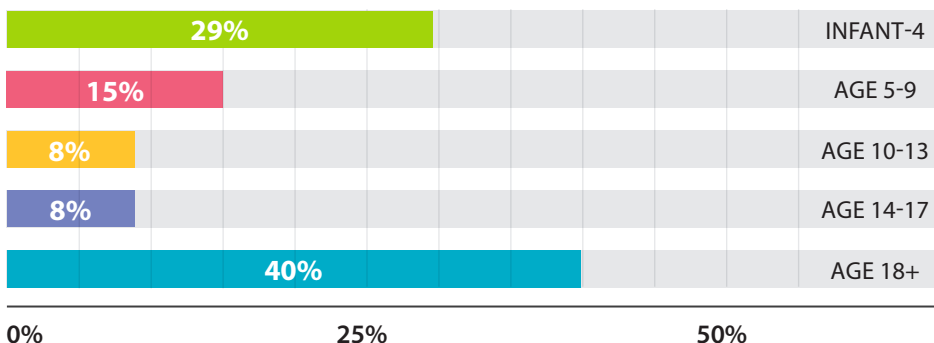
COMMON DIAGNOSES:

Percentage of individuals served who have the indicated diagnosis. Individuals may have multiple diagnoses.



- 56%** Intellectual Disability
- 40%** Seizure Disorder
- 35%** Cerebral Palsy
- 32%** Speech/Language Delay & Disorder
- 31%** Feeding/Swallowing Disorder
- 29%** Physiological Development Delay
- 22%** Autism
- 21%** Other Mental Health
- 19%** Anxiety
- 19%** Asthma

AGE OF INDIVIDUALS SERVED:



SPECIALTY CLINICAL SERVICE VISITS:



Home Enteral Nutrition (HEN) Clinic Visits