

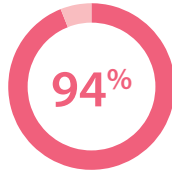


# INPATIENT REHABILITATION MEDICINE

## SATISFACTION:

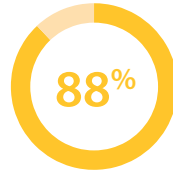


Family Satisfaction



Child Satisfaction

## GOALS:



Children Discharged  
Back to Community



Goal Attainment

## AVERAGE LENGTH OF STAY:



Brain Injury



Burn & Wound Care



Spinal Cord Injury



Orthopedic  
Rehabilitation



Other  
Rehabilitation\*

## INPATIENT DIAGNOSES:

Percentage of individuals served who have the indicated diagnosis. Individuals may have multiple diagnoses.



**35%** Orthopedic  
Rehabilitation

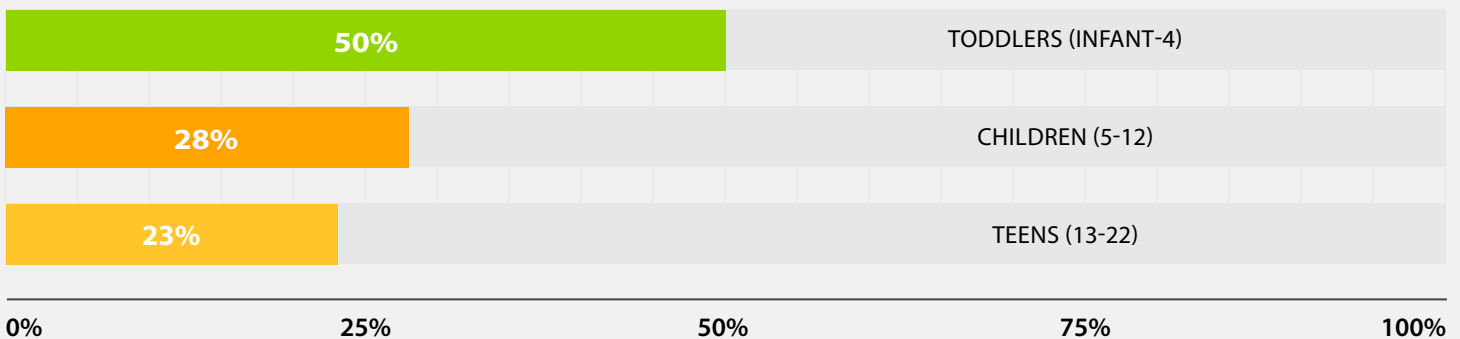
**0%** Burn & Wound Care

**30%** Brain Injury

**18%** Spinal Cord Injury

**17%** Other Rehabilitation\*

## ADMISSION AGES:



\* Feeding, Cardiac & Post Surgical

### AVERAGE TREATMENT HOURS PER DAY



Brain Injury



Burn & Wound Care



Spinal Cord Injury

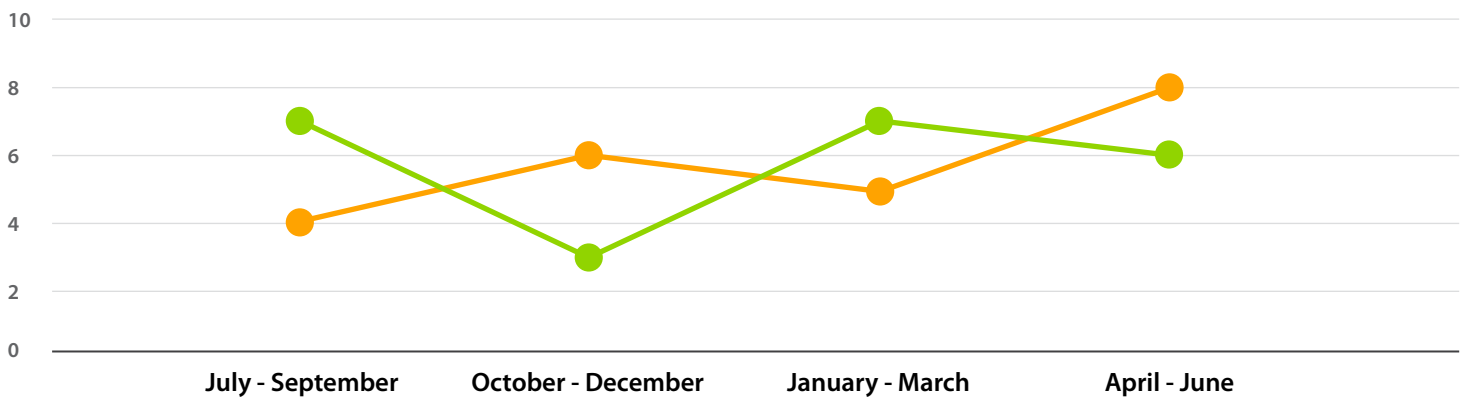


Orthopedic Rehabilitation




Other Rehabilitation\*

### ADMISSIONS & DISCHARGES PER QUARTER



- Number of Rehabilitation Admissions Per Quarter
- Number of Rehabilitation Discharges Per Quarter

### UNPLANNED TRANSFERS PER QUARTER



- Number of Unplanned Transfers to Acute Medical Facility Per Quarter

\* Feeding, Cardiac & Post Surgical