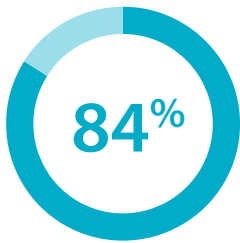


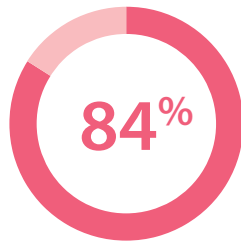


PSYCHOLOGY

SATISFACTION:




Family Satisfaction



Satisfaction with
Care Coordination

CHILDREN SERVED:



673

Total Children Served



COMMON DIAGNOSES:

Percentage of individuals served who have the indicated diagnosis. Individuals may have multiple diagnoses.



AGE OF CHILDREN SERVED:

